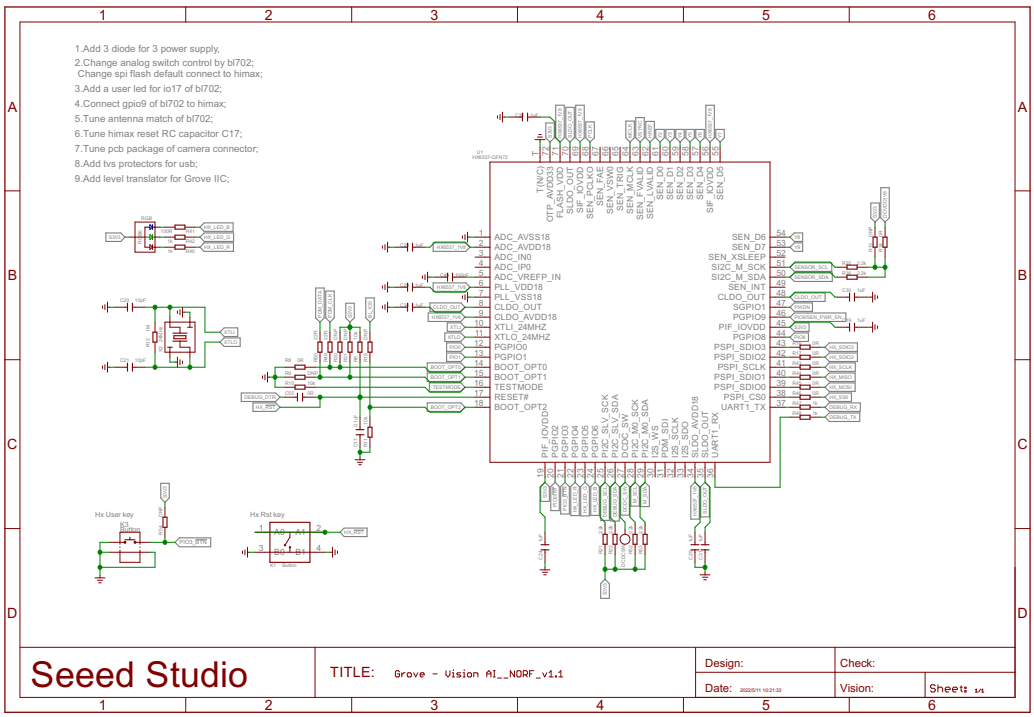
1.Add 3 diode for 3 power supply,
2.Change analog switch control by bl702;
Change spi flash default connect to himax;
3.Add a user led for io17 of bl702;
4.Connect gpio9 of bl702 to himax;
5.Tune antenna match of bl702;
6.Tune himax reset RC capacitor C17;
7.Tune pcb package of camera connector;
8.Add tvs protectors for usb;
9.Add level translator for Grove IIC;
Hx User key
Hx Rst key
Seeed Studio
TITLE: Grove - Vision AI__NORF_v1.1
Design:
Check:
Date:
Vision:
Sheet: 1/1

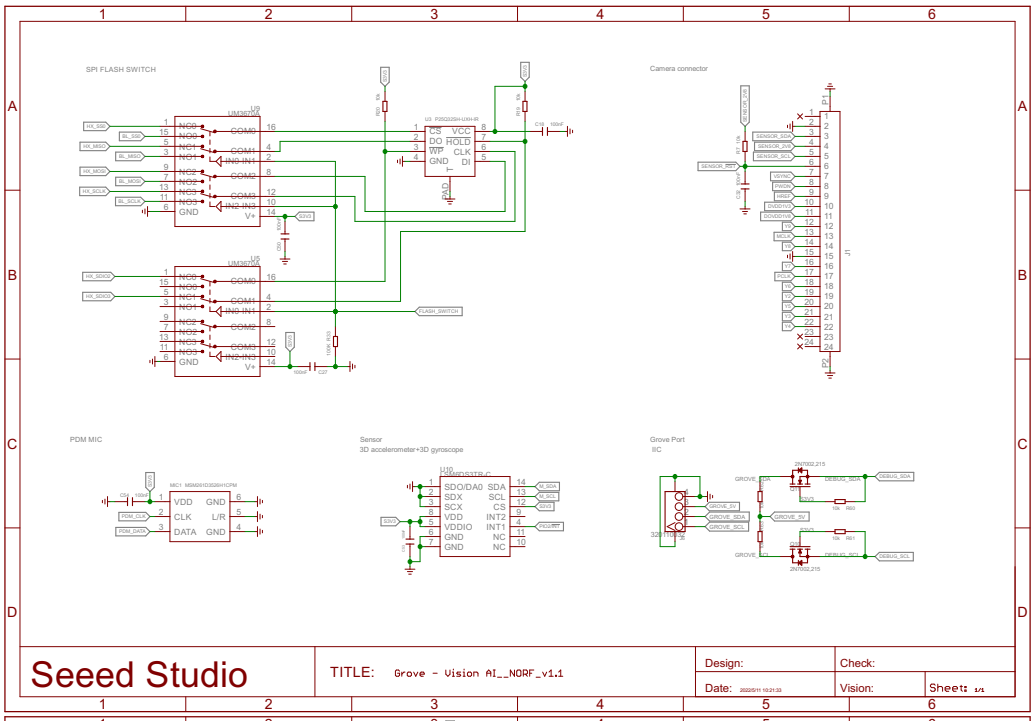
SPI FLASH SWITCH
Camera connector
PDM MIC
Sensor
3D accelerometer+3D gyroscope
Grove Port
IIC
Seeed Studio
TITLE: Grove - Vision AI__NORF_v1.1
Design:
Check:
Date:
Vision:
Sheet: 1/1

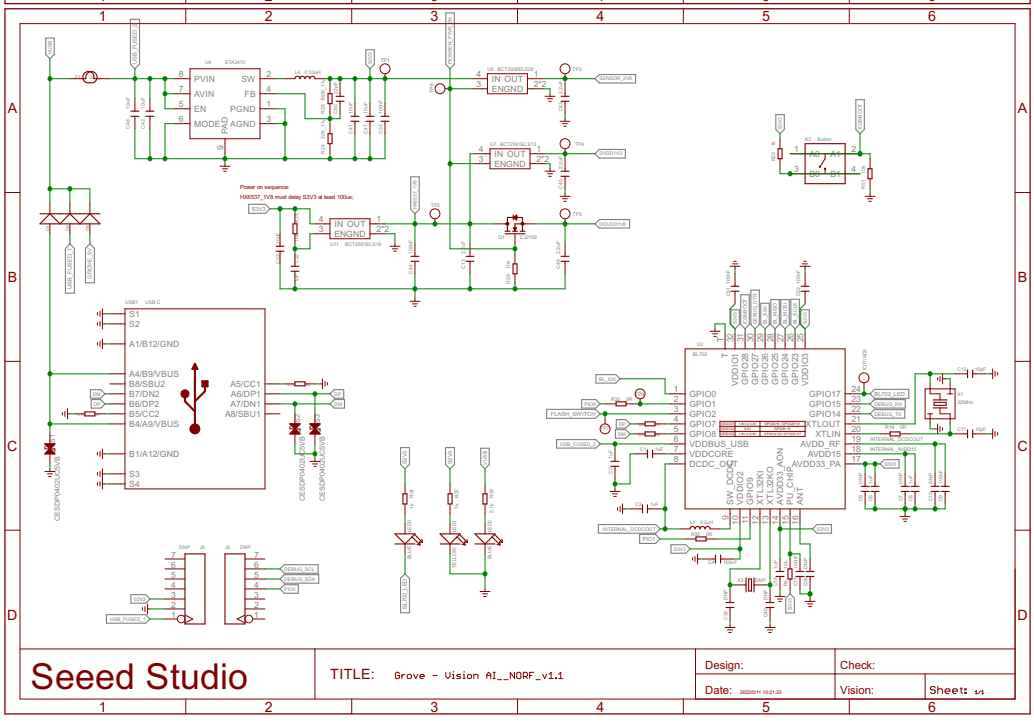
Power on sequence:
HX6537_IVB must delay S3V3 at least 100us;
Seeed Studio
TITLE: Grove - Vision AI__NORF_v1.1
Design:
Check:
Date:
Vision:
Sheet: 1/1